

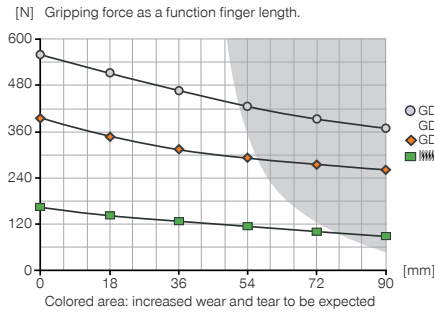
3-JAW CONCENTRIC GRIPPERS

INSTALLATION SIZE GD1706

▶ PRODUCT SPECIFICATIONS

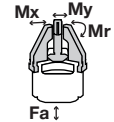


▶ Gripping force diagram



▶ Forces and moments

Displays static forces and moments that can also have an effect, besides the gripping force.



Mr	20
Mx	25
My	18
Fa	700

▶ INCLUDED IN DELIVERY



Centering Disc


DST40600

▶ RECOMMENDED ACCESSORIES




Straight Fittings - Quick Connect Style

GV1-8X6



Plug-in connector Angled Cable 5m - Socket M8 (female)

KAW500



Plug-in connector Straight Cable 5m - Socket M8 (female)

KAG500



Magnetic field sensor Angled Cable 5 m

MFS103KHC



Magnetic field sensor Angled Cable 0,3 m - Connector M8

MFS103SKHC




Magnetic field sensor Straight Cable 5 m

MFS204KHC



Magnetic field sensor Straight Cable 0,3 m - Connector M8

MFS204SKHC



Inductive proximity switch - Cable 5 m

NJ8-E2



Inductive proximity switch - Connector M8

NJ8-E2S



Universal Jaw Aluminium

UB1706

Order no.	► Technical Data*		
	GD1706N-B	GD1706NC-B	GD1706NO-B
Stroke per jaw [mm]	6	6	6
Gripping force in closing [N]**	380	560	-
Gripping force in opening [N]**	380	-	560
Gripping force secured by spring min. [N]	-	180	180
Closing time [s]	0.03	0.04	0.04
Opening time [s]	0.03	0.04	0.04
Repetition accuracy +/- [mm]	0.05	0.05	0.05
Operating pressure min. [bar]	3	5	5
Operating pressure max. [bar]	8	8	8
Operating temperature min. [°C]	5	5	5
Operating temperature max. [°C]	80	80	80
Air volume per cycle [cm³]	12	20	20
Weight [kg]	0.65	0.85	0.85

*All data measured at 6 bar

**

